



ALPINE  
INTERNATIONAL SCHOOL

# HOLIDAY HOMEWORK

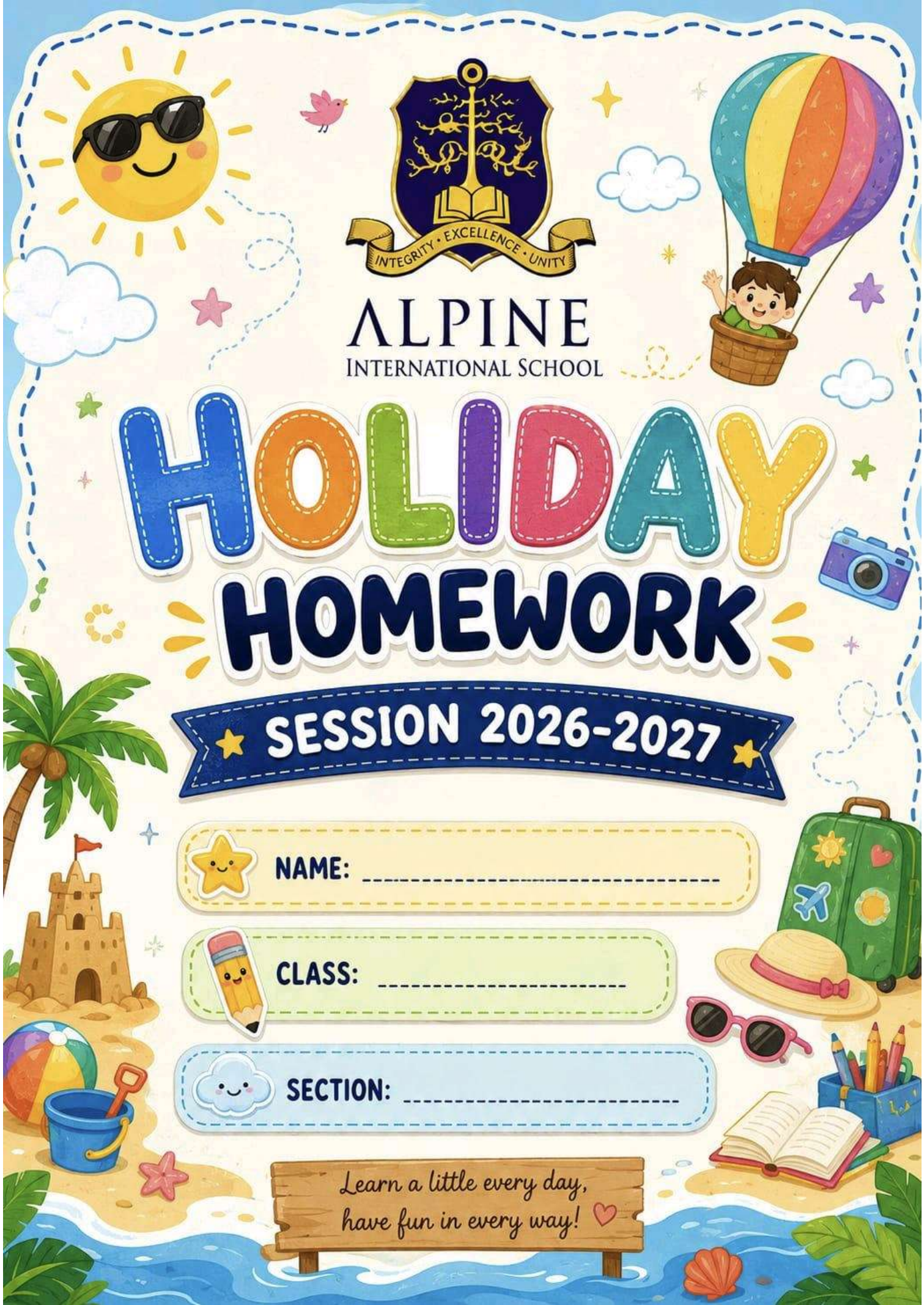
★ SESSION 2026-2027 ★

★ NAME: \_\_\_\_\_

CLASS: \_\_\_\_\_

★ SECTION: \_\_\_\_\_

Learn a little every day,  
have fun in every way! ♥



*Dear Parents and students,*

*The most awaited vacation is about to begin!! As we step into the much-awaited summer vacation, I extend my warm wishes to each of you. This is a time to relax, rejuvenate, and spend quality moments with family, while also keeping the spark of learning alive. Summer vacation brings easy mornings, relaxing afternoons and playful evenings. It also brings a good time to plunge into the sea of imagination and creativity.*

*So let's get ready to learn something new every day.*

*To make your holidays both enjoyable and productive, our teachers have thoughtfully prepared Summer Vacation Homework.*

**IMPORTANT INSTRUCTIONS TO BE FOLLOWED:**

- 1. This holiday homework should be completed within the stipulated time i.e. latest by 20-06-2026.*
- 2. Try to complete the work by yourself with full creativity and enthusiasm.*
- 3. Do the entire homework in a copy with less pages or as instructed by your teachers.*
- 4. Your Handwriting should be neat and clean.*
- 5. Draw or paste pictures wherever asked or needed.*
- 6. You must design a front page subject wise containing all the details about you.*
- 7. This holiday homework is a part of your assessment and marks will be given on it.*

*These activities are designed to:*

*Strengthen concepts learned during the term*

*Encourage creativity and independent thinking*

*Foster healthy reading and writing habits*

*I encourage students to approach these tasks with curiosity and sincerity, without letting them overshadow the joy of the holidays. Parents are requested to guide and motivate their children, ensuring a balance between study, play, and rest. Remember, learning is not confined to classrooms—it happens in conversations, in nature, in books, and in the little experiences of everyday life.*

*Let's be safe at home and enjoy with our parents and grandparents.*

*We look forward to seeing you refreshed and ready for the next educational journey.*

*For query contact at 7454900717, 7454900730*

*(Contact the class teachers or subject teachers for any confusion in Holiday Homework)*

*Warm regards,*

**NIRMALA MALIK**

**Principal**

Date : \_\_\_\_\_

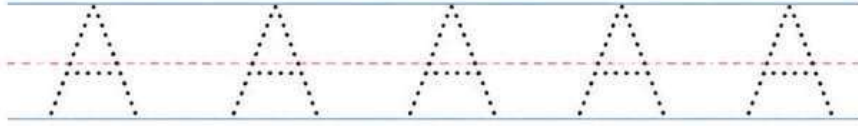
# TRACE THE ALPHABET

Trace the letters A to J.

A



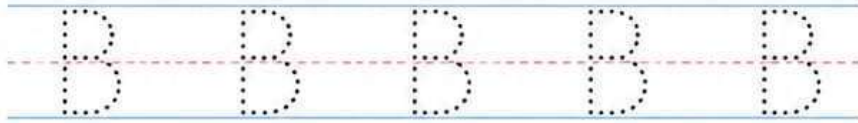
Apple



B



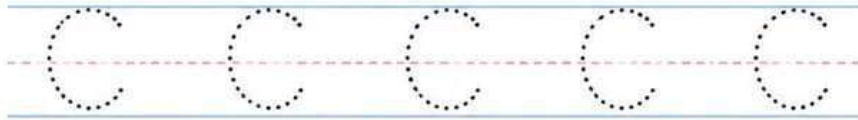
Ball



C



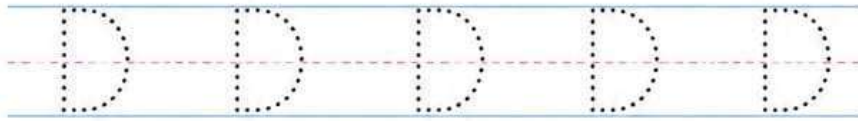
Cat



D



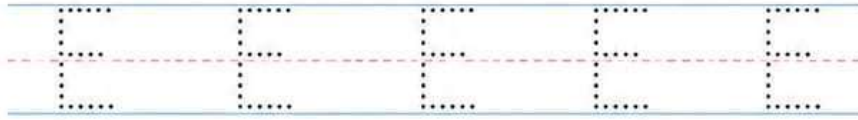
Dog



E



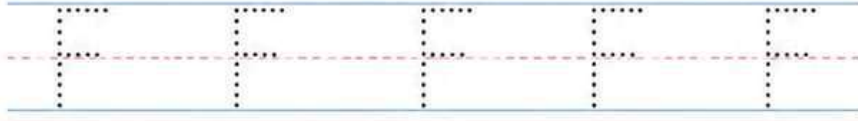
Elephant



F



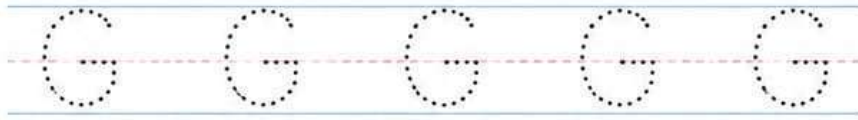
Fish



G



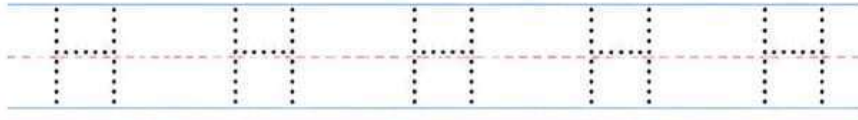
Grapes



H



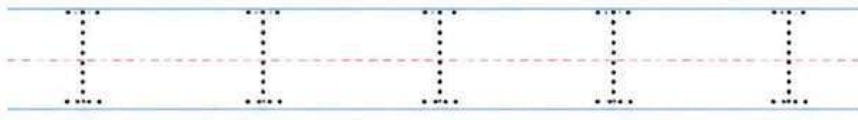
House



I



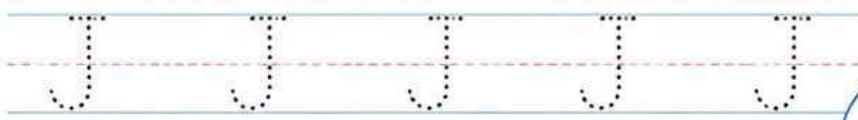
Ice cream



J



Jug



Name : \_\_\_\_\_

Date : \_\_\_\_\_

# ★ Identify and Circle ★

Circle (O) the picture whose name begins with the given letter.

1

A



2

B



3

C




4

D



5

E



नाम: \_\_\_\_\_

दिनांक: \_\_\_\_\_

# ः स्वरों की पहचान ः



स्वरों को बिंदुओं पर लिखिए।



अ



अनार

अ अ अ अ अ

आ



आम

आ आ आ आ आ

इ



इमली

इ इ इ इ इ

ई



ईख

ई ई ई ई ई

उ



उल्लू

उ उ उ उ उ

ऊ



ऊन

ऊ ऊ ऊ ऊ ऊ

ऋ



ऋषि

ऋ ऋ ऋ ऋ ऋ

नाम : \_\_\_\_\_

दिनांक : \_\_\_\_\_

# ☆ ≡ स्वरों को पहचानकर ≡ ☆

स्वरों को पहचानकर उससे बनने वाले सही चित्र पर गोला बनाइए।

1

अ



2

आ



3

इ



4

ई



5

उ



6

ऊ



7

ऋ



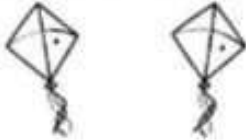
Date : \_\_\_\_\_

# Number Writing

Trace and write numbers from 1 to 5 :




1	.	.	.	.
---	---	---	---	---



2	.	.	.	.
---	---	---	---	---



3	.	.	.	.
---	---	---	---	---




4	.	.	.	.
---	---	---	---	---



5	.	.	.	.
---	---	---	---	---

Trace and write numbers from 6 to 10 :




6	.	.	.	.
---	---	---	---	---



7	.	.	.	.
---	---	---	---	---



8	.	.	.	.
---	---	---	---	---



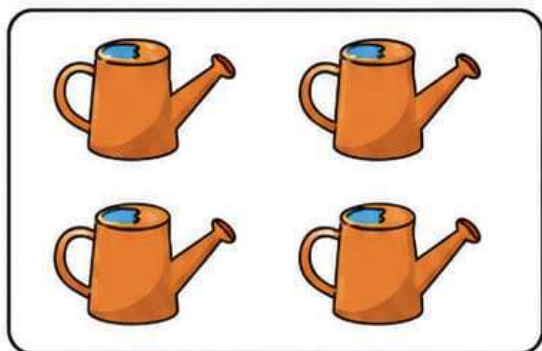
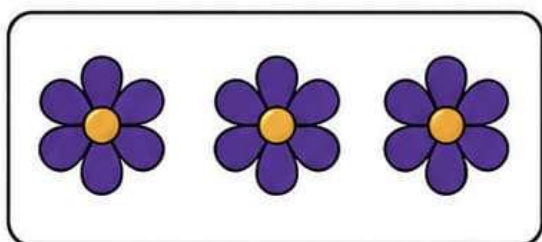




9	.	.	.	.
---	---	---	---	---



10	.	.	.	.
----	---	---	---	---

# COUNT AND MATCH

Count and match each set of objects to the correct dice face :




Date : \_\_\_\_\_

# WORLD ENVIRONMENT DAY

5<sup>th</sup> JUNE

Small Steps Today,  
Greener Tomorrow!




Together, let's make our Earth a better place to live!

# HAPPY FATHER'S DAY!



21 JUNE




1. Paste a photo with your father.




2. Colour the heart.



3. Colour the things Papa loves.




4. Circle the tie.



5. Colour the mug for Papa.



6. Draw a smiley face for Papa.



WE LOVE YOU PAPA!



# ACTIVITY

## ♥ Q. Let's make our Family Tree! ♥

Make a beautiful family tree by dipping your hand in colours to make handprints on the tree and paste small size photos of your family members.



- ★ Use an A4 size sheet to do this activity.
- ★ After completing, attach it with your holiday homework worksheet.

Name : \_\_\_\_\_


Date : \_\_\_\_\_



# HOW DID YOU SPEND YOUR SUMMER VACATION?



Paste one picture below of you with your family,  
enjoying in holidays.



HAPPY HOLIDAYS!



---

---

# CONVERSATION PRACTICE SHEET

---

---

NAME: \_\_\_\_\_

DATE: \_\_\_\_\_

DEAR PARENTS,

HELP YOUR CHILD REVISE THESE QUESTIONS AND RESPONSES IN ENGLISH.

TRY TO SPEAK TO THEM IN ENGLISH.

Q1: WHAT IS YOUR NAME?

ANS. \_\_\_\_\_

Q2: WHAT IS YOUR FATHER'S NAME?

ANS. \_\_\_\_\_

Q3: WHAT IS YOUR MOTHER'S NAME?

ANS. \_\_\_\_\_

Q4: WHAT IS THE NAME OF YOUR SCHOOL?

ANS. \_\_\_\_\_

Q5: WHAT IS YOUR PRINCIPAL'S NAME?

ANS. \_\_\_\_\_

Q6: WHAT IS YOUR CLASS TEACHER'S NAME?

ANS. \_\_\_\_\_

Q7: IN WHICH CLASS DO YOU STUDY?

ANS. \_\_\_\_\_

Q8: HOW OLD ARE YOU?

ANS. \_\_\_\_\_

Q9: WHERE DO YOU LIVE?

ANS. \_\_\_\_\_

Q10: WHAT IS YOUR HOBBY?

ANS. \_\_\_\_\_

Q11: WHAT IS YOUR FAVOURITE FRUIT?

ANS. \_\_\_\_\_

Q12: WHAT IS YOUR FAVOURITE COLOUR?

ANS. \_\_\_\_\_

- हिंदी - स्वर अ से ऋ तक लिखित अभ्यास करें | (15 times)
- हिंदी (मौखिक) - स्वर अ से अः तक मौखिक अभ्यास कीजिए |
- English - written practice of capital letter A to J  
in practice notebook (15 times)
- English (oral) - Recognition of Alphabets & learn  
A to Z
- Maths - written practice of counting 1 to 10 in  
practice notebook (15 times)
- Maths (oral) - 1 to 20 oral and recognition of numbers
- Do Yoga with your brother's and sister's on Yoga Day  
i.e. 21st June 2026 and send the photo and  
video on my personal window.

Complete the following pages from the given book.

## **ALL IN ONE BOOK**

English - page no. 4 to 8

Maths - page no. 29 to 34

Evs - page no. 62 to 68

### **NOTE:**

★ Use 3 in one notebook for holiday homework.



• *Happy* •

---

SUMMER

---

- *Holidays* -