



Alpine International School

Session-2026-27



**Holiday
Homework**



Dear Parents and students,

The most awaited vacation is about to begin!! As we step into the much-awaited summer vacation, I extend my warm wishes to each of you. This is a time to relax, rejuvenate, and spend quality moments with family, while also keeping the spark of learning alive. Summer vacation brings easy mornings, relaxing afternoons and playful evenings. It also brings a good time to plunge into the sea of imagination and creativity.

So let's get ready to learn something new every day.

To make your holidays both enjoyable and productive, our teachers have thoughtfully prepared Summer Vacation Homework.

IMPORTANT INSTRUCTIONS TO BE FOLLOWED:

- 1. This holiday homework should be completed within the stipulated time i.e. latest by 20-06-2026.**
- 2. Try to complete the work by yourself with full creativity and enthusiasm.**
- 3. Do the entire homework in a copy with less pages or as instructed by your teachers.**
- 4. Your Handwriting should be neat and clean.**
- 5. Draw or paste pictures wherever asked or needed.**
- 6. You must design a front page subject wise containing all the details about you.**
- 7. This holiday homework is a part of your assessment and marks will be given on it.**

These activities are designed to:

Strengthen concepts learned during the term

Encourage creativity and independent thinking

Foster healthy reading and writing habits

I encourage students to approach these tasks with curiosity and sincerity, without letting them overshadow the joy of the holidays. Parents are requested to guide and motivate their children, ensuring a balance between study, play, and rest. Remember, learning is not confined to classrooms—it happens in conversations, in nature, in books, and in the little experiences of everyday life.

Let's be safe at home and enjoy with our parents and grandparents.

We look forward to seeing you refreshed and ready for the next educational journey.

For query contact at 7454900717, 7454900730

(Contact the class teachers or subject teachers for any confusion in Holiday Homework)

Warm regards,

NIRMALA MALIK
Principal



Alpine International School

Holiday Homework (2026-27)

Class V

Hindi

1. किन्ही तीन राज्यों जिन की सिमाये आपके प्रदेश से मिली हुई नहीं हो उनकी भाषाएं, खान पान, वेशभूषा के बारे में लिखें एवं चित्र चिपकाए।
2. वृक्ष का चित्र बनाकर 'वृक्षों की उपयोगिता' पर एक अनुच्छेद लिखें।
3. स्वच्छ भारत अभियान पर तीन स्लोगन लिखिए।
4. आज पक्षियों को पर्यावरण से क्या खतरा है? पांच विलुप्त पक्षियों के बारे में विलुप्त होने के कारण सहित 10 पंक्तियां लिखिए।
5. हिंदी वर्णमाला में कुल कितने वर्ण होते हैं? सभी को कॉपी में सुंदर बनावट के साथ लिखिए।
6. दिए गए शब्दों पर अनुच्छेद लिखिए-
(1) मोबाइल रहित परिवार की विशेषताएं (2) ग्लोबल वार्मिंग के कारण

English

1. Write minimum five words of each alphabet (new words) with meaning to enhance the vocabulary from the chapters, lessons you have read in PT-1.
2. Read the chapter already taught in the class & underline parts of speech & mention names.
3. Develop a hobby to read books and read 2 pages per day. Mention the name of the story or comic book or newspaper you have read.
4. All work to be done in English -I Notebook.

Mathematics

1. Indian & International Number System

Write any 5 numbers in both:

Indian Number System

International Number System

2. Budget Planning Activity

Imagine you are planning a birthday party with a budget of ₹2000. Write:

List of items needed

Estimated cost of each item

Total expenditure

Remaining amount

3. Maths in Daily Life

Paste or draw any 10 pictures showing the use of Maths in daily life and write one line about each.

4. Shopping Bill Activity

Make a shopping bill of any 10 items with prices. Then:

Find the total amount

Calculate the remaining amount from ₹1000

EVS

1. Draw a Digestive system labelling them in notebook.
2. Write 206 names of bones with pictures pasted.
3. Write reasons behind water contamination.
4. Draw a excretory system with labelling , colour in notebook.
5. Draw a table (deficiency disease) in notebook.
6. Write movable and immovable joint .Expalin in details with pictures.

Science

- 1-Draw and label parts of a plant.
- 2- Write all nutrients, food items, needed to keep bones strong
- 3-Write a paragraph on any two and also draw a neat and label diagram:
A-Water Cycle. B-Balanced Diet. C-Our Skeletal system.
- 4-Answer the Following questions in fair Notebook.
 1. Why do we need food?
 2. How do plants help us?
 3. Why is cleanliness important?
 4. What are the sources of water?
 5. Why should we protect animals?

Prepare a project on Water Cycle and Volcano.

Note-All work should be done in fair Notebook.

General Knowledge

Dear Students,

Complete the following holiday homework neatly and creatively.

1📖 Indoor & Outdoor Games Activity

Paste pictures of any 5 indoor and outdoor games and write the number of players needed in each game.

2📖 Famous Women of India:-

Write about any 4 famous women of India and mention one achievement of each personality.

✦Instructions:

- ✓Complete the work neatly in GK notebook.
- ✓Use colours, pictures, and proper headings.
- ✓Write in neat handwriting.
- ✓Submit the homework after the holidays.

📖 Happy Holidays & Happy Learning! 📖

Subject: Artificial Intelligence

All Students Prepare a PDF of all subjects holiday homework and share the PDF to their subject teacher.

Name _____

Teacher _____

Class _____

Date _____

Abacus Level 1

Direct Addition and Subtraction

Worksheet 1

$\begin{array}{r} 1 \\ 2 \\ +5 \\ \hline \end{array}$	$\begin{array}{r} 6 \\ +3 \\ -2 \\ \hline \end{array}$	$\begin{array}{r} 9 \\ -4 \\ +3 \\ \hline \end{array}$	$\begin{array}{r} 6 \\ +1 \\ +1 \\ \hline \end{array}$
$\begin{array}{r} 13 \\ +6 \\ -12 \\ \hline \end{array}$	$\begin{array}{r} 6 \\ +22 \\ -7 \\ \hline \end{array}$	$\begin{array}{r} 8 \\ 61 \\ -18 \\ \hline \end{array}$	$\begin{array}{r} 3 \\ +71 \\ -11 \\ \hline \end{array}$
$\begin{array}{r} 9 \\ -7 \\ +91 \\ \hline \end{array}$	$\begin{array}{r} 3 \\ +85 \\ -22 \\ \hline \end{array}$	$\begin{array}{r} 7 \\ -5 \\ +32 \\ \hline \end{array}$	$\begin{array}{r} 76 \\ +3 \\ -22 \\ \hline \end{array}$

Finger Abacus

Part 1 to 12 worksheet

Finger calculation worksheet

1) $30+15+4-24 =$

2) $52+2+5-9 =$

3) $11+5+1-6 =$

4) $15-5+32-2 =$

5) $21+5-6+4 =$

6) $32-21+5-6 =$

8	7	5	5	9	6	15	16	12	16
-2	-2	-2	-2	-2	-2	-2	-2	4	-2
-2	-2	-1	6	-2	-2	4	4	-2	-3

WWW.RAINBOWMATHS.COM

25	5	18	56	6	19	12	11	18	7
-2	-2	-2	-2	-2	-3	4	4	-3	-2
6	20	-2	-3	30	-2	-2	-2	-2	-2

WWW.RAINBOWMATHS.COM

19	28	27	18	38	66	99	5	44	6
-2	-3	-1	-4	-3	-2	-4	-2	4	-2
-2	-2	-2	-2	-2	5	-2	60	-2	55

WWW.RAINBOWMATHS.COM

6	9	10	10	20	27	43	6	22	6
-1	-4	6	5	6	-2	1	-2	6	-2
-2	-2	-2	-2	-2	-2	-2	1	-2	40

WWW.RAINBOWMATHS.COM

8	5	5	5	3	4	6	1	4	2
11	22	44	20	66	55	12	11	55	17
-4	1	-8	2	-8	-8	1	6	-7	-9

WWW.RAINBOWMATHS.COM

16	17	18	19	27	27	26	28	29	24
-2	-2	-3	-3	-3	-2	-2	-2	-2	-2
1	-2	-3	-4	-2	-2	-2	-2	-2	-2

WWW.RAINBOWMATHS.COM



Name _____

Abacus

Count the beads and write the place value.














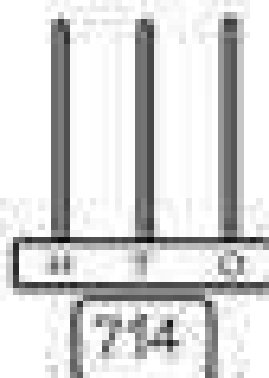

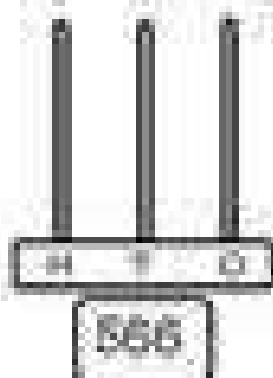
O - Ones Place (0, 1, 2, 3, 4, 5, 6, 7, 8, 9)



Place Value Abacus

Name _____

Look the number in the box and place the beads
in the abacus to represent hundreds, tens and ones.



Abacus Formulae

Number	Small Friend
1	4
2	3
3	2
4	1

Small Friends +5 and -5	
Addition(+)	Subtraction (-)
$+1 = +5-4$	$-1 = -5+4$
$+2 = +5-3$	$-2 = -5+3$
$+3 = +5-2$	$-3 = -5+2$
$+4 = +5-1$	$-4 = -5+1$

Number	Big Friend
1	9
2	8
3	7
4	6
5	5
6	4
7	3
8	2
9	1

Big Friends +10 and -10	
Addition(+)	Subtraction (-)
$+1 = +10-9$	$-1 = -10+9$
$+2 = +10-8$	$-2 = -10+8$
$+3 = +10-7$	$-3 = -10+7$
$+4 = +10-6$	$-4 = -10+6$
$+5 = +10-5$	$-5 = -10+5$
$+6 = +10-4$	$-6 = -10+4$
$+7 = +10-3$	$-7 = -10+3$
$+8 = +10-2$	$-8 = -10+2$
$+9 = +10-1$	$-9 = -10+1$

- All the children will do this question on the abacus tool and will practice on the Abacus tool for 5 minutes daily.
- Children, you all will do abacus counting for 5 minutes daily.



• *Happy* •

SUMMER

- *Holidays* -