

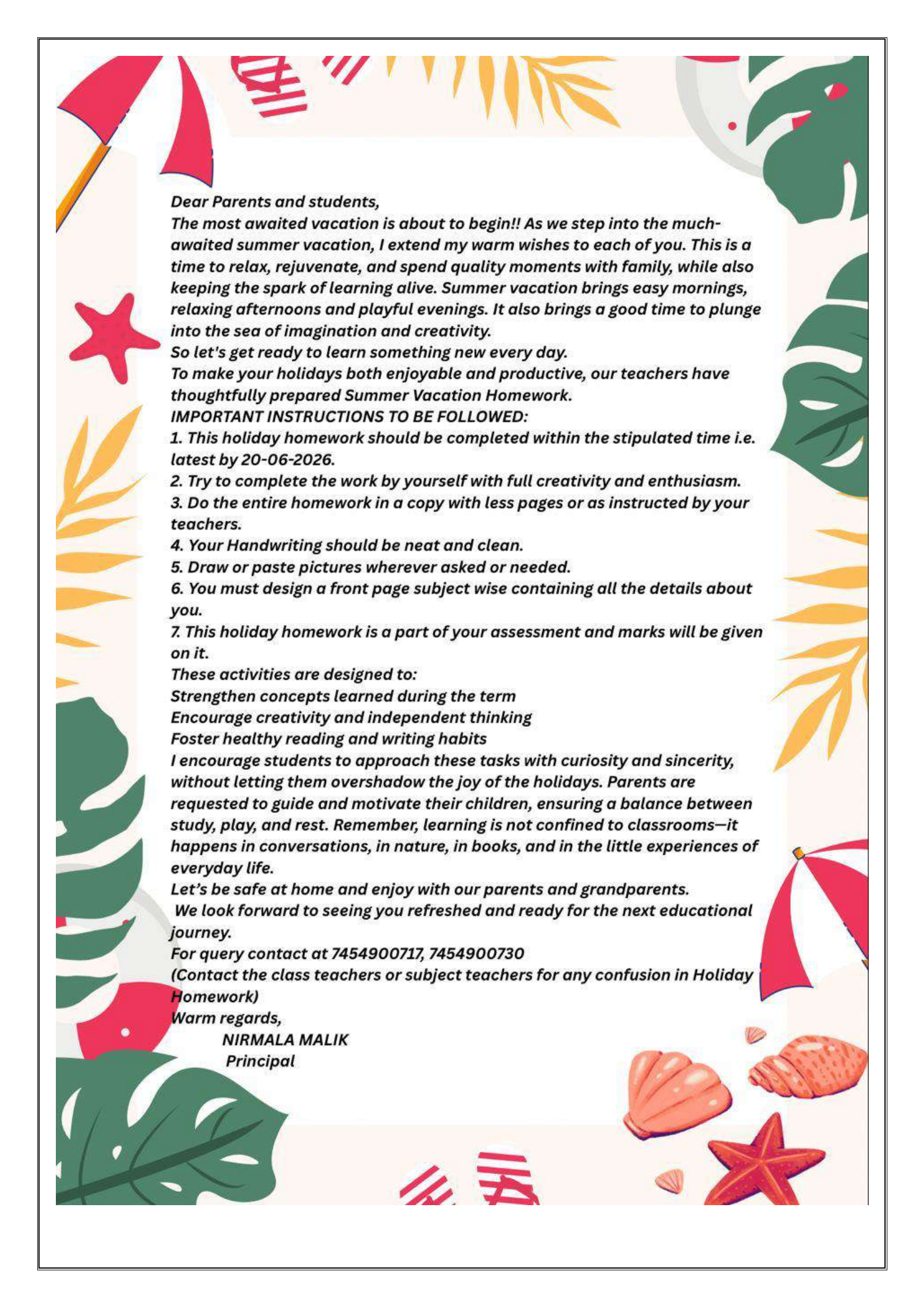


Alpine International School

Session-2026-27



**Holiday
Homework**



Dear Parents and students,

The most awaited vacation is about to begin!! As we step into the much-awaited summer vacation, I extend my warm wishes to each of you. This is a time to relax, rejuvenate, and spend quality moments with family, while also keeping the spark of learning alive. Summer vacation brings easy mornings, relaxing afternoons and playful evenings. It also brings a good time to plunge into the sea of imagination and creativity.

So let's get ready to learn something new every day.

To make your holidays both enjoyable and productive, our teachers have thoughtfully prepared Summer Vacation Homework.

IMPORTANT INSTRUCTIONS TO BE FOLLOWED:

- 1. This holiday homework should be completed within the stipulated time i.e. latest by 20-06-2026.**
- 2. Try to complete the work by yourself with full creativity and enthusiasm.**
- 3. Do the entire homework in a copy with less pages or as instructed by your teachers.**
- 4. Your Handwriting should be neat and clean.**
- 5. Draw or paste pictures wherever asked or needed.**
- 6. You must design a front page subject wise containing all the details about you.**
- 7. This holiday homework is a part of your assessment and marks will be given on it.**

These activities are designed to:

Strengthen concepts learned during the term

Encourage creativity and independent thinking

Foster healthy reading and writing habits

I encourage students to approach these tasks with curiosity and sincerity, without letting them overshadow the joy of the holidays. Parents are requested to guide and motivate their children, ensuring a balance between study, play, and rest. Remember, learning is not confined to classrooms—it happens in conversations, in nature, in books, and in the little experiences of everyday life.

Let's be safe at home and enjoy with our parents and grandparents.

We look forward to seeing you refreshed and ready for the next educational journey.

For query contact at 7454900717, 7454900730

(Contact the class teachers or subject teachers for any confusion in Holiday Homework)

Warm regards,

NIRMALA MALIK
Principal



Alpine International School

Holiday Homework (2026-27)

Class IV

Subject: Hindi

- 1 अपने दादा-दादी या नाना-नानी को किस प्रकार मदद करते हैं। उस पर १० वाक्य लिखिए।
2. आसपास के वातावरण को साफसुथरा रखने के पाँच उपाय लिखिए।-
- 3 संज्ञा के भेद सर्वनाम के भेद अथवा कारक के भेद में से किसी एक का ,TLM मॉडल नोटबुक पर तैयार करें।
- 4 समाचार पत्र से प्रतिदिन एक पेज सुलेख लिखिए तथा उसमें आए नए शब्दों को रेखांकित करते हुए वाक्यों में 10 प्रयोग कीजिए।
- 5 अनुस्वार (ँ,ं) अनुनासिक शब्द लिखिए। 10-10 के (:) तथा विसर्ग (ँ)
- 6 अपने घर के आसपास की देखभाल कीजिए तथा उसके बारे में , पास एक पौधा लगाइए- जानकारी लिखिए।

Subject: English

- 1 Read newspaper/comic/story book daily & pick one new word & write it down in English II notebook.
- 2 Make a small pocket dictionary using the alphabetically(25days).
- 3 Paste a picture of your favorite food and write a paragraph on it.

Subject: Mathematics

Roman Numeral Fun

Write your:

- 1) Date of Birth
 - 2) Roll Number
 - 3) Favorite Number
- in Roman Numerals.

Maths Around Me

Paste or draw any 10 objects from daily life where Maths is used (clock, money, calendar, ruler, bill, etc.) and write one line about each.

Data Handling Activity

Ask your family members about their favourite fruit and make:

✧ A tally marks table

✧ Instructions:

- ✓ Complete all work neatly in the Maths notebook.
- ✓ Use colours and creativity to make your work attractive.
- ✓ Write proper headings for each activity.
- ✓ Submit the homework after the holidays.

4. Maths Activity ✧

Topic: Roman Numerals  Video Presentation


Dear Students 😊

During the summer holidays, you have to perform the following Maths activity creatively at home. Read the instructions carefully and complete the activity neatly and confidently.

Activity:

- 1 Collect or prepare flashcards of Roman Numerals from 1 to 100 and present them creatively.
- 2 You can also use household objects, charts, coloured sheets, or handmade cards to show Roman Numerals in an interesting way.

Instructions:

- ◆ Write Roman Numerals neatly and correctly.
- ◆ Use creativity in presentation.
- ◆ Practice properly before performing the activity.
- ◆ Maintain cleanliness and proper arrangement in your work.
- ◆ Submit your work on time.
- ✦ Enjoy learning Roman Numerals in a fun and creative way! 

Subject: Science & EVS

Activity 1: Habitat Research


Choose any four different habitats:

Desert, Ocean, Arctic/Polar Region, Rainforest

For each habitat, research and write about 2–3 animals that live there.

For each animal, include:

- ✓ Animal's name
- ✓ Habitat where it lives
- ✓ Special body features
- ✓ How these features help the animal survive
- ✓ One interesting fact about the animal

 Also paste or draw pictures of each animal in its habitat.

Activity 2: Flower Dissection Poster

Carefully take a part of a large flower (such as hibiscus) and paste its parts in your scrap book.

Label the following parts neatly:

- 1) Petals & Sepals.
- 2) Stamen- Anther & Filament
- 3) Pistil- Stigma, Style & Ovary
3. "My Body Factory" Lapbook

✦ Take a big chart paper and fold it like a book.

Inside Pages:


 Page 1 – Brain: (The Control Centre of Body)

Draw a brain and write 3 things it helps you do:

- 1) Think
- 2) Remember
- 3) Feel

 Page 2 – Heart: The Pump

Make a red heart pocket. Inside, put small paper drops with: "I pump blood to... hands, legs, brain."

 Page 3 – Lungs: The Balloons

Draw 2 balloons. Blow a real balloon and paste it to show how lungs fill with air.

 Page 4 – Stomach: The Mixer

Draw the stomach and write the process of digestion inside it.

✦ Instructions:

- ✓ Complete all work neatly in the EVS notebook/activity file.
- ✓ Use colours and creativity to decorate your work.
- ✓ Write proper headings for each activity.
- ✓ Submit the homework after the holidays.

Subject: G.K.

1. Seven Wonders of the World

Paste the pictures of the Seven Wonders of the World in your G.K. notebook. Learn & write their names neatly below each picture.

2. World Monuments Booklet

Make a “World Monuments” in your town/city /village booklet using colored papers or scrap book. Paste pictures of any 5 famous monuments and write one interesting fact about each monument.

✦ Instructions:

- ✓ Complete all work neatly and creatively.
- ✓ Use colors, borders, and proper headings.
- ✓ Write in neat handwriting.
- ✓ Submit the homework after the holidays.

 **Subject: Artificial Intelligence**

All Students Prepare a PDF of all subjects holiday homework and share the PDF to their subject teacher.

Name _____

Teacher _____

Class _____

Date _____

Abacus Level 1

Direct Addition and Subtraction

Worksheet 1

$\begin{array}{r} 1 \\ 2 \\ +5 \\ \hline \end{array}$	$\begin{array}{r} 6 \\ +3 \\ -2 \\ \hline \end{array}$	$\begin{array}{r} 9 \\ -4 \\ +3 \\ \hline \end{array}$	$\begin{array}{r} 6 \\ +1 \\ +1 \\ \hline \end{array}$
$\begin{array}{r} 13 \\ +6 \\ -12 \\ \hline \end{array}$	$\begin{array}{r} 6 \\ +22 \\ -7 \\ \hline \end{array}$	$\begin{array}{r} 8 \\ 61 \\ -18 \\ \hline \end{array}$	$\begin{array}{r} 3 \\ +71 \\ -11 \\ \hline \end{array}$
$\begin{array}{r} 9 \\ -7 \\ +91 \\ \hline \end{array}$	$\begin{array}{r} 3 \\ +85 \\ -22 \\ \hline \end{array}$	$\begin{array}{r} 7 \\ -5 \\ +32 \\ \hline \end{array}$	$\begin{array}{r} 76 \\ +3 \\ -22 \\ \hline \end{array}$

Finger Abacus

Part 1 to 12 worksheet

Finger calculation worksheet

1) $30+15+4-24 =$

2) $52+2+5-9 =$

3) $11+5+1-6 =$

4) $15-5+32-2 =$

5) $21+5-6+4 =$

6) $32-21+5-6 =$

8	7	5	5	9	6	15	16	12	16
-2	-2	-2	-2	-2	-2	-2	-2	4	-2
-2	-2	-1	6	-2	-2	4	4	-2	-3

WWW.RAINBOWMATHS.COM

25	5	18	56	6	19	12	11	18	7
-2	-2	-2	-2	-2	-3	4	4	-3	-2
6	20	-2	-3	30	-2	-2	-2	-2	-2

WWW.RAINBOWMATHS.COM

19	28	27	18	38	66	99	5	44	6
-2	-3	-1	-4	-3	-2	-4	-2	4	-2
-2	-2	-2	-2	-2	5	-2	60	-2	55

WWW.RAINBOWMATHS.COM

6	9	10	10	20	27	43	6	22	6
-1	-4	6	5	6	-2	1	-2	6	-2
-2	-2	-2	-2	-2	-2	-2	1	-2	40

WWW.RAINBOWMATHS.COM

8	5	5	5	3	4	6	1	4	2
11	22	44	20	66	55	12	11	55	17
-4	1	-8	2	-8	-8	1	6	-7	-9

WWW.RAINBOWMATHS.COM

16	17	18	19	27	27	26	28	29	24
-2	-2	-3	-3	-3	-2	-2	-2	-2	-2
1	-2	-3	-4	-2	-2	-2	-2	-2	-2

WWW.RAINBOWMATHS.COM



Name _____

Abacus

Count the beads and write the place value.














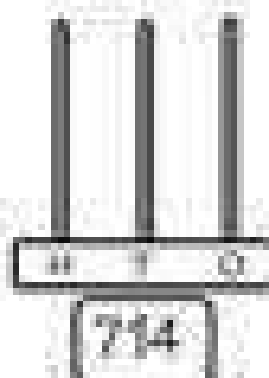

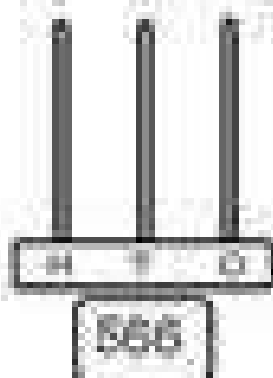
O - Ones Place (0, 1, 2, 3, 4, 5, 6, 7, 8, 9)



Place Value Abacus

Name _____

Look the number in the box and place the beads
in the abacus to represent hundreds, tens and ones.



Abacus Formulae

Number	Small Friend
1	4
2	3
3	2
4	1

Small Friends +5 and -5	
Addition(+)	Subtraction (-)
$+1 = +5-4$	$-1 = -5+4$
$+2 = +5-3$	$-2 = -5+3$
$+3 = +5-2$	$-3 = -5+2$
$+4 = +5-1$	$-4 = -5+1$

Number	Big Friend
1	9
2	8
3	7
4	6
5	5
6	4
7	3
8	2
9	1

Big Friends +10 and -10	
Addition(+)	Subtraction (-)
$+1 = +10-9$	$-1 = -10+9$
$+2 = +10-8$	$-2 = -10+8$
$+3 = +10-7$	$-3 = -10+7$
$+4 = +10-6$	$-4 = -10+6$
$+5 = +10-5$	$-5 = -10+5$
$+6 = +10-4$	$-6 = -10+4$
$+7 = +10-3$	$-7 = -10+3$
$+8 = +10-2$	$-8 = -10+2$
$+9 = +10-1$	$-9 = -10+1$

- All the children will do this question on the abacus tool and will practice on the Abacus tool for 5 minutes daily.
- Children, you all will do abacus counting for 5 minutes daily.



• *Happy* •

SUMMER

- *Holidays* -