

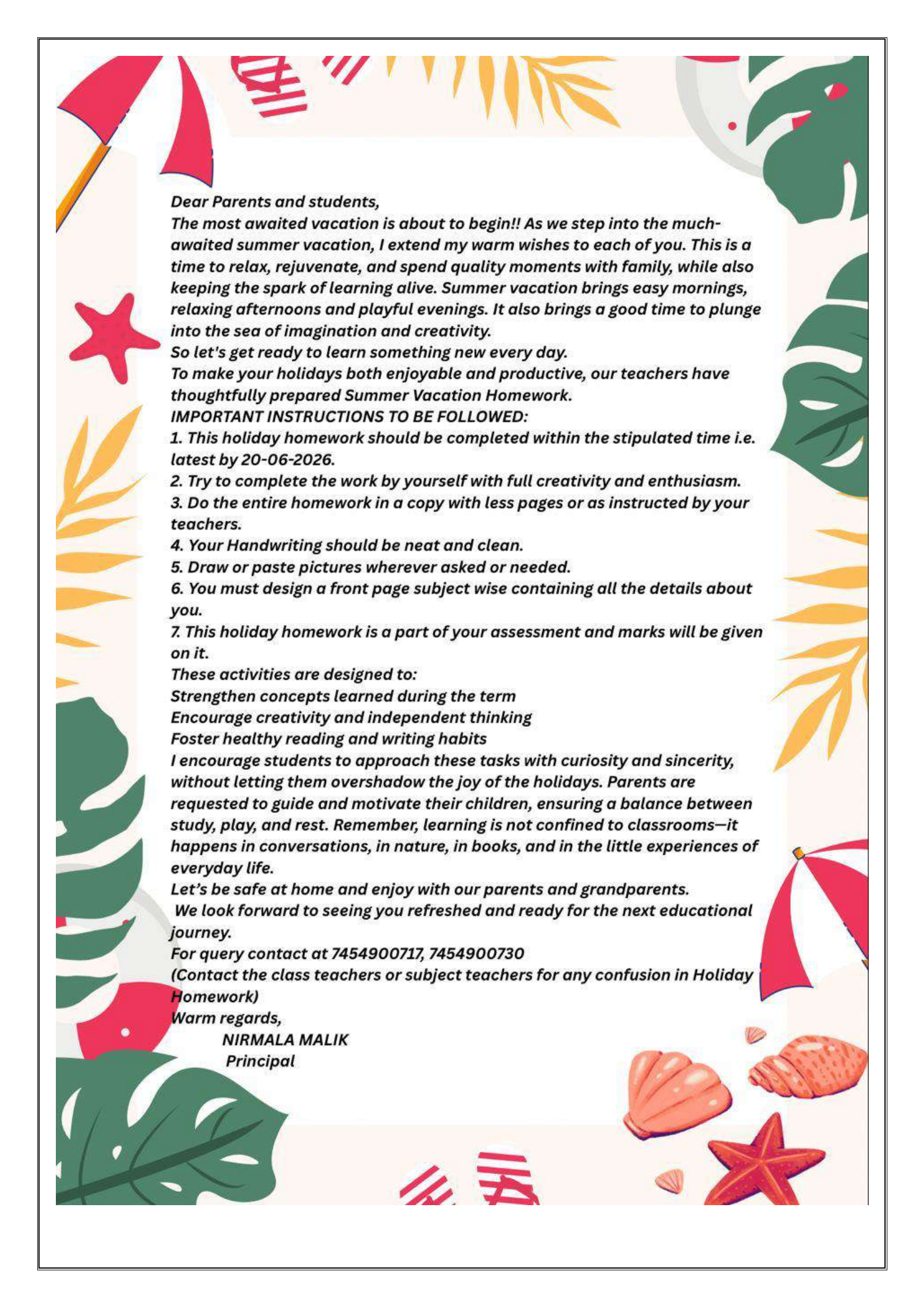


Alpine International School

Session-2026-27



**Holiday
Homework**



Dear Parents and students,

The most awaited vacation is about to begin!! As we step into the much-awaited summer vacation, I extend my warm wishes to each of you. This is a time to relax, rejuvenate, and spend quality moments with family, while also keeping the spark of learning alive. Summer vacation brings easy mornings, relaxing afternoons and playful evenings. It also brings a good time to plunge into the sea of imagination and creativity.

So let's get ready to learn something new every day.

To make your holidays both enjoyable and productive, our teachers have thoughtfully prepared Summer Vacation Homework.

IMPORTANT INSTRUCTIONS TO BE FOLLOWED:

- 1. This holiday homework should be completed within the stipulated time i.e. latest by 20-06-2026.**
- 2. Try to complete the work by yourself with full creativity and enthusiasm.**
- 3. Do the entire homework in a copy with less pages or as instructed by your teachers.**
- 4. Your Handwriting should be neat and clean.**
- 5. Draw or paste pictures wherever asked or needed.**
- 6. You must design a front page subject wise containing all the details about you.**
- 7. This holiday homework is a part of your assessment and marks will be given on it.**

These activities are designed to:

Strengthen concepts learned during the term

Encourage creativity and independent thinking

Foster healthy reading and writing habits

I encourage students to approach these tasks with curiosity and sincerity, without letting them overshadow the joy of the holidays. Parents are requested to guide and motivate their children, ensuring a balance between study, play, and rest. Remember, learning is not confined to classrooms—it happens in conversations, in nature, in books, and in the little experiences of everyday life.

Let's be safe at home and enjoy with our parents and grandparents.

We look forward to seeing you refreshed and ready for the next educational journey.

For query contact at 7454900717, 7454900730

(Contact the class teachers or subject teachers for any confusion in Holiday Homework)

Warm regards,

NIRMALA MALIK

Principal



Alpine International School

Holiday Homework (2026-27)

Class III

Dear Parents & Students,

Kindly ensure that all holiday homework is completed neatly and creatively. Encourage children to do their work independently with proper handwriting and presentation.

Subject: Hindi

1. प्रकृति के बचाव हेतु 4-5 वाक्य लिखिए।
2. मेरी गर्मी की छुट्टियाँ विषय पर 8 से 10 वाक्यों में एक छोटी कहानी लिखिए।
3. निम्न अक्षरों से शुरू होने वाले 8-8 शब्द लिखिए:
क, घ, च, म, स
4. 10 जोड़ी तुकांत शब्द लिखिए।
उदाहरण: घर-दर, राम-काम
5. एक शब्द से दूसरा शब्द बनाइए (आखिरी अक्षर से नया शब्द)।
उदाहरण: कमल → लड्डू → ऊन → _____
(कम से कम 10 शब्द लिखिए)
दिए गए शब्द:
1) भवन 2) राम 3) शहद 4) दीपक

Subject: English

1. Write 1 page daily cursive in a separate notebook (20 Pages).
2. Write and learn: 10 Opposite Words & 10 Singular-Plural Nouns (In English II Notebook)
3. Read Chapters 4, 5 & 6 of Literature & underline all nouns.

Subject: Mathematics

1. Number Collage
Collect and paste numbers from newspapers, magazines, wrappers, etc. and make a colourful collage of:
1) Even Numbers 2) Odd Numbers 3) 3-Digit Numbers
2. Tables Fun Activity
Learn & Write tables from 2 to 12 creatively using colours, sketches, or patterns.
3. Maths in Daily Life
Write any 5 situations where we use Mathematics in our daily life with examples.

✿ Instructions:

- ✓ All work should be done neatly in the fair notebook.
- ✓ Use colours and creativity to make your work attractive.
- ✓ Complete the homework neatly and on time.

Subject: Science

1. Write any 10 living & 10 non living things around you.
2. Paste dry parts of a plant in separate book and label it and write their functions.
3. Visit the zoo to observe different types of animals and paste the pictures in scrap book & categorise.
 - a. Who is herbivorous?
 - b. Who is carnivorous?

c. Who is omnivorous?

4. Activity: Bird Watch 

Sit near a window for 10 minutes. Write the names of 3 birds you see and draw the beak of any 3 birds.

 **Instructions:**

✓ **Do all work neatly in the Science notebook.**

✓ **Use colours and pictures wherever required.**

✓ **Write date on each page..**

Subject: EVS


1. Write 10 lines on “Save Water” (How to at home.)

2. Collect and paste:

5 pictures of animals and write their food habits

5 pictures of different sources of energy

5 pictures of different crops (Khareef, Rabi and Jayad)

 All work should be done neatly in the Fair Notebook.

Name _____

Teacher _____

Class _____

Date _____

Abacus Level 1

Direct Addition and Subtraction

Worksheet 1

$\begin{array}{r} 1 \\ 2 \\ +5 \\ \hline \end{array}$	$\begin{array}{r} 6 \\ +3 \\ -2 \\ \hline \end{array}$	$\begin{array}{r} 9 \\ -4 \\ +3 \\ \hline \end{array}$	$\begin{array}{r} 6 \\ +1 \\ +1 \\ \hline \end{array}$
$\begin{array}{r} 13 \\ +6 \\ -12 \\ \hline \end{array}$	$\begin{array}{r} 6 \\ +22 \\ -7 \\ \hline \end{array}$	$\begin{array}{r} 8 \\ 61 \\ -18 \\ \hline \end{array}$	$\begin{array}{r} 3 \\ +71 \\ -11 \\ \hline \end{array}$
$\begin{array}{r} 9 \\ -7 \\ +91 \\ \hline \end{array}$	$\begin{array}{r} 3 \\ +85 \\ -22 \\ \hline \end{array}$	$\begin{array}{r} 7 \\ -5 \\ +32 \\ \hline \end{array}$	$\begin{array}{r} 76 \\ +3 \\ -22 \\ \hline \end{array}$

Finger Abacus

Part 1 to 12 worksheet

Finger calculation worksheet

1) $30+15+4-24 =$

2) $52+2+5-9 =$

3) $11+5+1-6 =$

4) $15-5+32-2 =$

5) $21+5-6+4 =$

6) $32-21+5-6 =$

8	7	5	5	9	6	15	16	12	16
-2	-2	-2	-2	-2	-2	-2	-2	4	-2
-2	-2	-1	6	-2	-2	4	4	-2	-3

WWW.RAINBOWMATHS.COM

25	5	18	56	6	19	12	11	18	7
-2	-2	-2	-2	-2	-3	4	4	-3	-2
6	20	-2	-3	30	-2	-2	-2	-2	-2

WWW.RAINBOWMATHS.COM

19	28	27	18	38	66	99	5	44	6
-2	-3	-1	-4	-3	-2	-4	-2	4	-2
-2	-2	-2	-2	-2	5	-2	60	-2	55

WWW.RAINBOWMATHS.COM

6	9	10	10	20	27	43	6	22	6
-1	-4	6	5	6	-2	1	-2	6	-2
-2	-2	-2	-2	-2	-2	-2	1	-2	40

WWW.RAINBOWMATHS.COM

8	5	5	5	3	4	6	1	4	2
11	22	44	20	66	55	12	11	55	17
-4	1	-8	2	-8	-8	1	6	-7	-9

WWW.RAINBOWMATHS.COM

16	17	18	19	27	27	26	28	29	24
-2	-2	-3	-3	-3	-2	-2	-2	-2	-2
1	-2	-3	-4	-2	-2	-2	-2	-2	-2

WWW.RAINBOWMATHS.COM



Name _____

Abacus

Count the beads and write the place value.














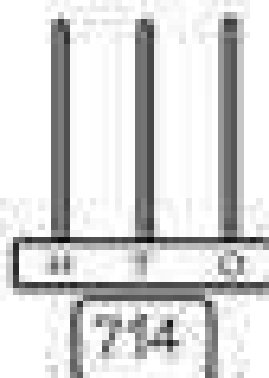

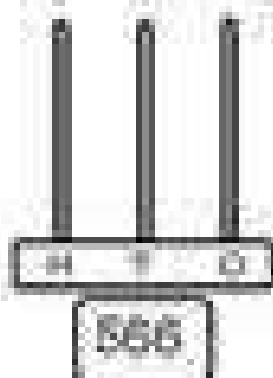
O - Ones Place (0, 1, 2, 3, 4, 5, 6, 7, 8, 9)



Place Value Abacus

Name _____

Look the number in the box and place the beads
in the abacus to represent hundreds, tens and ones.



Abacus Formulae

Number	Small Friend
1	4
2	3
3	2
4	1

Small Friends +5 and -5	
Addition(+)	Subtraction (-)
$+1 = +5-4$	$-1 = -5+4$
$+2 = +5-3$	$-2 = -5+3$
$+3 = +5-2$	$-3 = -5+2$
$+4 = +5-1$	$-4 = -5+1$

Number	Big Friend
1	9
2	8
3	7
4	6
5	5
6	4
7	3
8	2
9	1

Big Friends +10 and -10	
Addition(+)	Subtraction (-)
$+1 = +10-9$	$-1 = -10+9$
$+2 = +10-8$	$-2 = -10+8$
$+3 = +10-7$	$-3 = -10+7$
$+4 = +10-6$	$-4 = -10+6$
$+5 = +10-5$	$-5 = -10+5$
$+6 = +10-4$	$-6 = -10+4$
$+7 = +10-3$	$-7 = -10+3$
$+8 = +10-2$	$-8 = -10+2$
$+9 = +10-1$	$-9 = -10+1$

- All the children will do this question on the abacus tool and will practice on the Abacus tool for 5 minutes daily.
- Children, you all will do abacus counting for 5 minutes daily.



• *Happy* •

SUMMER

- *Holidays* -