



Alpine International School

Session-2026-27



Holiday Homework

Dear Parents and students,

The most awaited vacation is about to begin!! As we step into the much-awaited summer vacation, I extend my warm wishes to each of you. This is a time to relax, rejuvenate, and spend quality moments with family, while also keeping the spark of learning alive. Summer vacation brings easy mornings, relaxing afternoons and playful evenings. It also brings a good time to plunge into the sea of imagination and creativity.

So let's get ready to learn something new every day.

To make your holidays both enjoyable and productive, our teachers have thoughtfully prepared Summer Vacation Homework.

IMPORTANT INSTRUCTIONS TO BE FOLLOWED:

- 1. This holiday homework should be completed within the stipulated time i.e. latest by 20-06-2026.*
- 2. Try to complete the work by yourself with full creativity and enthusiasm.*
- 3. Do the entire homework in a copy with less pages or as instructed by your teachers.*
- 4. Your Handwriting should be neat and clean.*
- 5. Draw or paste pictures wherever asked or needed.*
- 6. You must design a front page subject wise containing all the details about you.*
- 7. This holiday homework is a part of your assessment and marks will be given on it.*

These activities are designed to:

Strengthen concepts learned during the term

Encourage creativity and independent thinking

Foster healthy reading and writing habits

I encourage students to approach these tasks with curiosity and sincerity, without letting them overshadow the joy of the holidays. Parents are requested to guide and motivate their children, ensuring a balance between study, play, and rest.

Remember, learning is not confined to classrooms—it happens in conversations, in nature, in books, and in the little experiences of everyday life.

Let's be safe at home and enjoy with our parents and grandparents.

We look forward to seeing you refreshed and ready for the next educational journey.

For query contact at 7454900717, 7454900730

(Contact the class teachers or subject teachers for any confusion in Holiday Homework)

Warm regards,

NIRMALA MALIK

Principal



Alpine International School

Holiday Homework (2026-27)

Class-II

Hindi

1. प्रतिदिन एक पेज सुलेख लिखिए।
2. मेरे पापा पर निबन्ध लिखिए।

English

1. Do one-page daily calligraphy.

Mathematics

1. To learn the table from 2 to 20.
2. Create any five shapes using matchsticks.
3. Write the name of shapes and give two examples of every shape in your maths fair notebook.

E.V.S

1. Learn and write any Six Good habits.

→Environment Day (5 June)

Please complete the following activities with your family:

1. Plant a sapling and water it regularly every day.
2. Keep an earthen bowl filled with water and grains on the rooftop or balcony daily for birds.
3. Place an earthen bowl of water outside your house for stray animals, especially dogs.
4. Click photographs while watering the plant and feeding the birds, and paste them in your scrapbook.

→Father's Day Activity (21 June)

1. Make a beautiful greeting card for your father.
2. Write a few lines expressing your love, respect, gratitude, and appreciation for him.
3. Paste a photograph of yourself with your father inside or on the card to make it more special and memorable.
4. Present the card as a heartfelt gift on Father's Day.

→International Yoga Day (21 June)

1. Perform any two yoga asanas with your family.
2. Click photographs while doing the yoga activities.
3. Paste the photographs in your scrapbook.

Important Note

All Holiday Homework must be completed in a separate notebook.

Name _____

Teacher _____

Class _____

Date _____

Abacus Level 1

Direct Addition and Subtraction

Worksheet 1

$\begin{array}{r} 1 \\ 2 \\ +5 \\ \hline \end{array}$	$\begin{array}{r} 6 \\ +3 \\ -2 \\ \hline \end{array}$	$\begin{array}{r} 9 \\ -4 \\ +3 \\ \hline \end{array}$	$\begin{array}{r} 6 \\ +1 \\ +1 \\ \hline \end{array}$
$\begin{array}{r} 13 \\ +6 \\ -12 \\ \hline \end{array}$	$\begin{array}{r} 6 \\ +22 \\ -7 \\ \hline \end{array}$	$\begin{array}{r} 8 \\ 61 \\ -18 \\ \hline \end{array}$	$\begin{array}{r} 3 \\ +71 \\ -11 \\ \hline \end{array}$
$\begin{array}{r} 9 \\ -7 \\ +91 \\ \hline \end{array}$	$\begin{array}{r} 3 \\ +85 \\ -22 \\ \hline \end{array}$	$\begin{array}{r} 7 \\ -5 \\ +32 \\ \hline \end{array}$	$\begin{array}{r} 76 \\ +3 \\ -22 \\ \hline \end{array}$

Finger Abacus

Part 1 to 12 worksheet

Finger calculation worksheet

1) $30+15+4-24 =$

2) $52+2+5-9 =$

3) $11+5+1-6 =$

4) $15-5+32-2 =$

5) $21+5-6+4 =$

6) $32-21+5-6 =$

8	7	5	5	9	6	15	16	12	16
-2	-2	-2	-2	-2	-2	-2	-2	4	-2
-2	-2	-1	6	-2	-2	4	4	-2	-3

WWW.RAINBOWMATHS.COM

25	5	18	56	6	19	12	11	18	7
-2	-2	-2	-2	-2	-3	4	4	-3	-2
6	20	-2	-3	30	-2	-2	-2	-2	-2

WWW.RAINBOWMATHS.COM

19	28	27	18	38	66	99	5	44	6
-2	-3	-1	-4	-3	-2	-4	-2	4	-2
-2	-2	-2	-2	-2	5	-2	60	-2	55

WWW.RAINBOWMATHS.COM

6	9	10	10	20	27	43	6	22	6
-1	-4	6	5	6	-2	1	-2	6	-2
-2	-2	-2	-2	-2	-2	-2	1	-2	40

WWW.RAINBOWMATHS.COM

8	5	5	5	3	4	6	1	4	2
11	22	44	20	66	55	12	11	55	17
-4	1	-8	2	-8	-8	1	6	-7	-9

WWW.RAINBOWMATHS.COM

16	17	18	19	27	27	26	28	29	24
-2	-2	-3	-3	-3	-2	-2	-2	-2	-2
1	-2	-3	-4	-2	-2	-2	-2	-2	-2

WWW.RAINBOWMATHS.COM



Name _____

Abacus

Count the beads and write the place value.




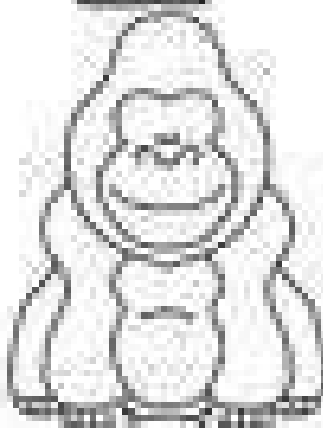

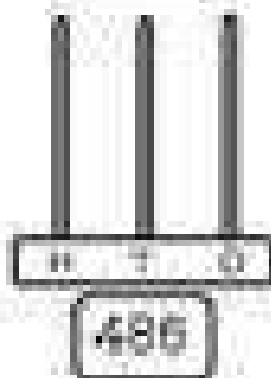

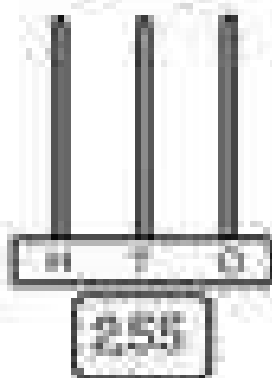

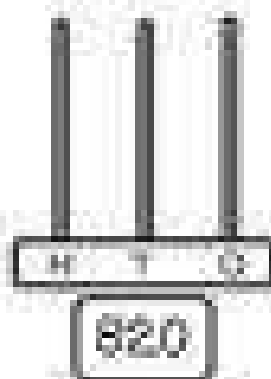



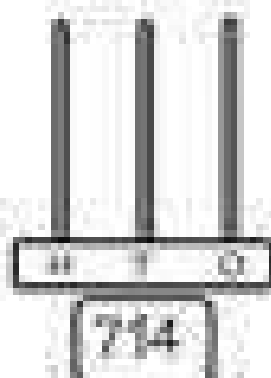

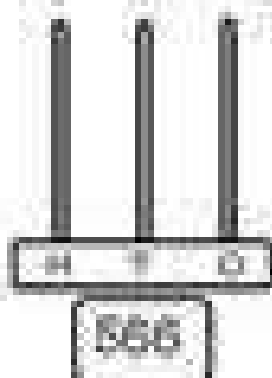
O - Ones Place (0, 1, 2, 3, 4, 5, 6, 7, 8, 9)



Place Value Abacus

Name _____

Look the number in the box and place the beads
in the abacus to represent hundreds, tens and ones.



Abacus Formulae

Number	Small Friend
1	4
2	3
3	2
4	1

Small Friends +5 and -5	
Addition(+)	Subtraction (-)
$+1 = +5-4$	$-1 = -5+4$
$+2 = +5-3$	$-2 = -5+3$
$+3 = +5-2$	$-3 = -5+2$
$+4 = +5-1$	$-4 = -5+1$

Number	Big Friend
1	9
2	8
3	7
4	6
5	5
6	4
7	3
8	2
9	1

Big Friends +10 and -10	
Addition(+)	Subtraction (-)
$+1 = +10-9$	$-1 = -10+9$
$+2 = +10-8$	$-2 = -10+8$
$+3 = +10-7$	$-3 = -10+7$
$+4 = +10-6$	$-4 = -10+6$
$+5 = +10-5$	$-5 = -10+5$
$+6 = +10-4$	$-6 = -10+4$
$+7 = +10-3$	$-7 = -10+3$
$+8 = +10-2$	$-8 = -10+2$
$+9 = +10-1$	$-9 = -10+1$

- All the children will do this question on the abacus tool and will practice on the Abacus tool for 5 minutes daily.
- Children, you all will do abacus counting for 5 minutes daily.



• *Happy* •

SUMMER

- *Holidays* -